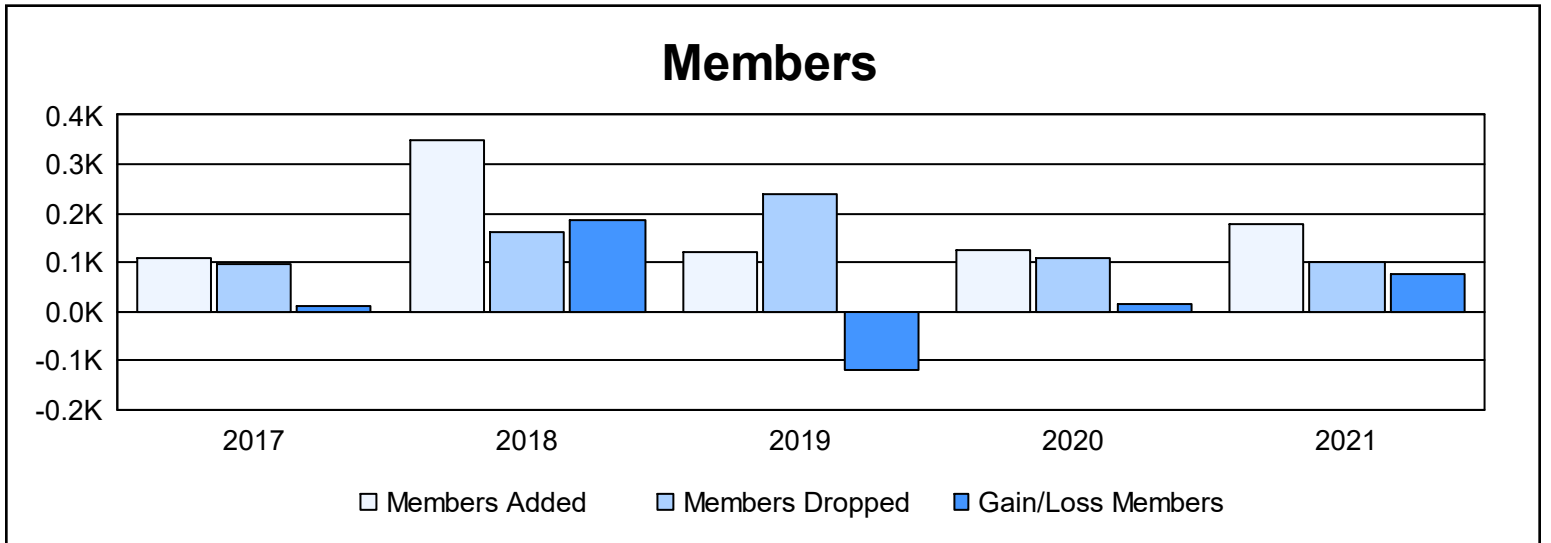
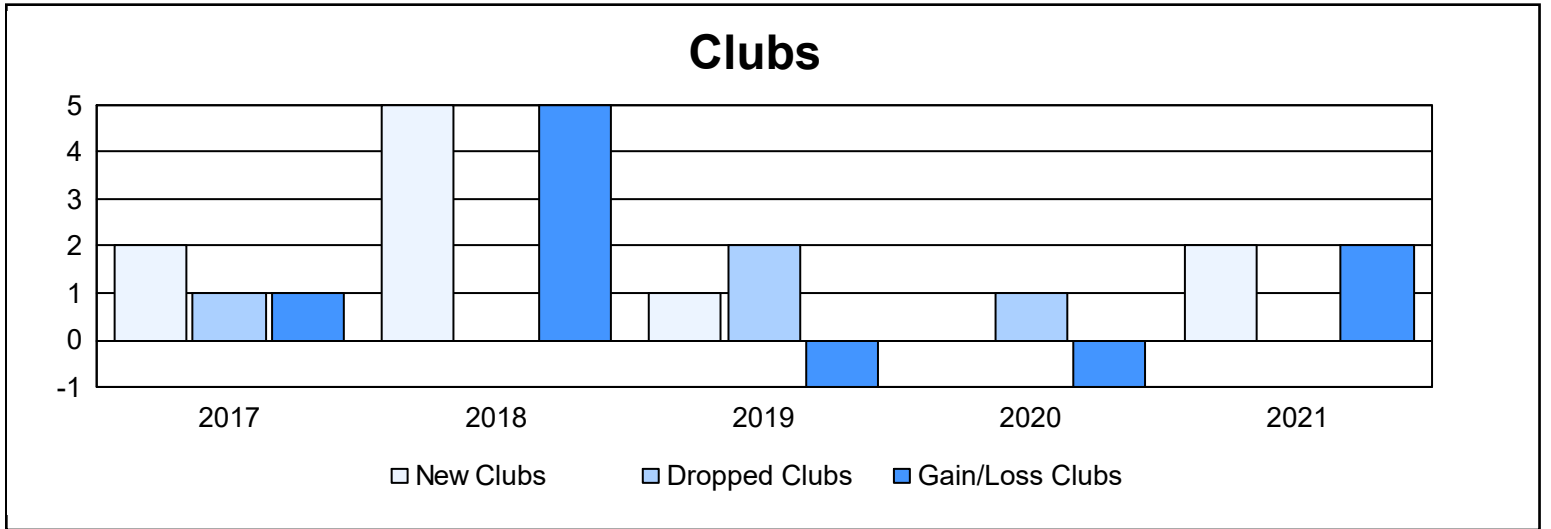
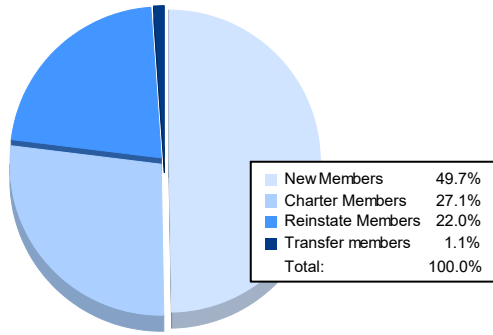


Year	New Clubs	Dropped Clubs	Gain/ Loss Clubs	New Members	Charter Members	Reinstate Members	Transfer Members	Total Member Added	Total Members Dropped	Gain/ Loss Members
2016-2017	2	1	1	46	57	4	1	108	97	11
2017-2018	5	0	5	199	122	28	0	349	162	187
2018-2019	1	2	-1	83	32	5	1	121	239	-118
2019-2020	0	1	-1	104	11	5	5	125	109	16
2020-2021	2	0	2	88	48	39	2	177	99	78
<b>Average</b>	<b>2</b>	<b>1</b>	<b>1</b>	<b>104</b>	<b>54</b>	<b>16</b>	<b>2</b>	<b>176</b>	<b>141</b>	<b>35</b>



### Membership Composition June 2021 Cumulative



### Gender Composition June 2021 Cumulative

